



## Telling Is Not Teaching

*Bob Phillips*

---

### Introductions

#### I. Movement

- A. Flow, Space, Weight, Rhythm
- B. Movement to Music in Confined Spaces by James O. Froseth and Phyllis Weikart, G.I.A. Publications
- C. Movement in Orchestra CD, Phillips Family Fiddlers Inc.
- D. American Circle Dance

#### II. Rhythm Reading Skills

- A. Vocal echoes
- B. Vocal echoes with flash cards
- C. Look and say echoes using flash cards - Group response
- D. Look and say echoes using flash cards - Individualize and evaluate
- E. Non-stop flash cards
- F. Solo instrument plays group instruments echo
- G. Solo instrument echoes group echoes vocally (evaluation)

#### III. Right Hand Skills (Using Frere Jacques)

- A. Full bow-legato with movement
- B. Martele
- C. Spiccato
- D. Loure
- E. Long/short
- F. Play in a round in differing styles

#### IV. Left Hand Skills (Using Frere Jacques)

- A. First Finger Only
- B. Up the String
- C. Drone A

#### V. Aural Skills (Using Frere Jacques and Frere Rock-A)

- A. Tuning
- D. Start on a different note
- E. Circle of Fifths
- F. Building chords
- G. Ostinatos
- H. Improvisation
  - 1. Echoes
  - 2. Conversations
  - 3. Alteration echo, Dynamics, Pitch, Articulation,
  - 4. Riffs
  - 5. Telephone
  - 6. Improvise

#### VI. Pedagogical Games

- A. Pitch Detective
- B. Conducting Games
- C. Word Detective
- D. Duddley Doo-Right, The String Ranger

Teaching Modes- EI.-80/20 reps MS.-90/10 doing HS-80/20 music

[www.phillipsfiddlers.com](http://www.phillipsfiddlers.com)

**Alfred** P.O. Box 10003 • Van Nuys, CA 91410-0003  
[www.alfred.com](http://www.alfred.com)

# Pacing and Classroom Management in the String Orchestra

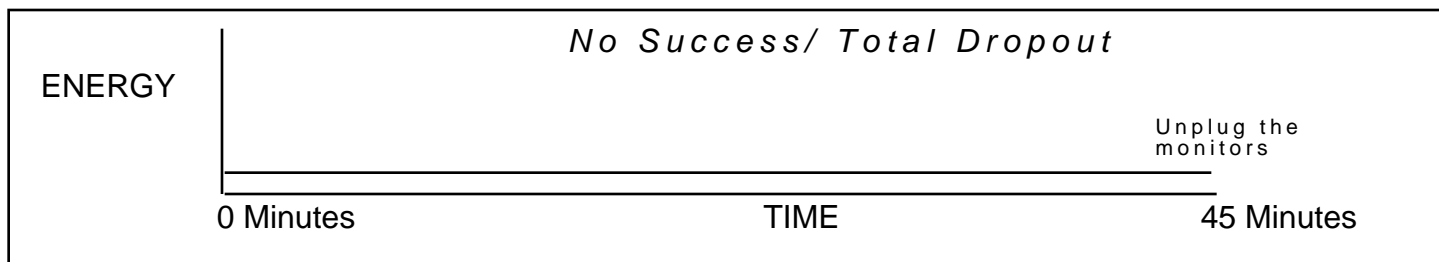
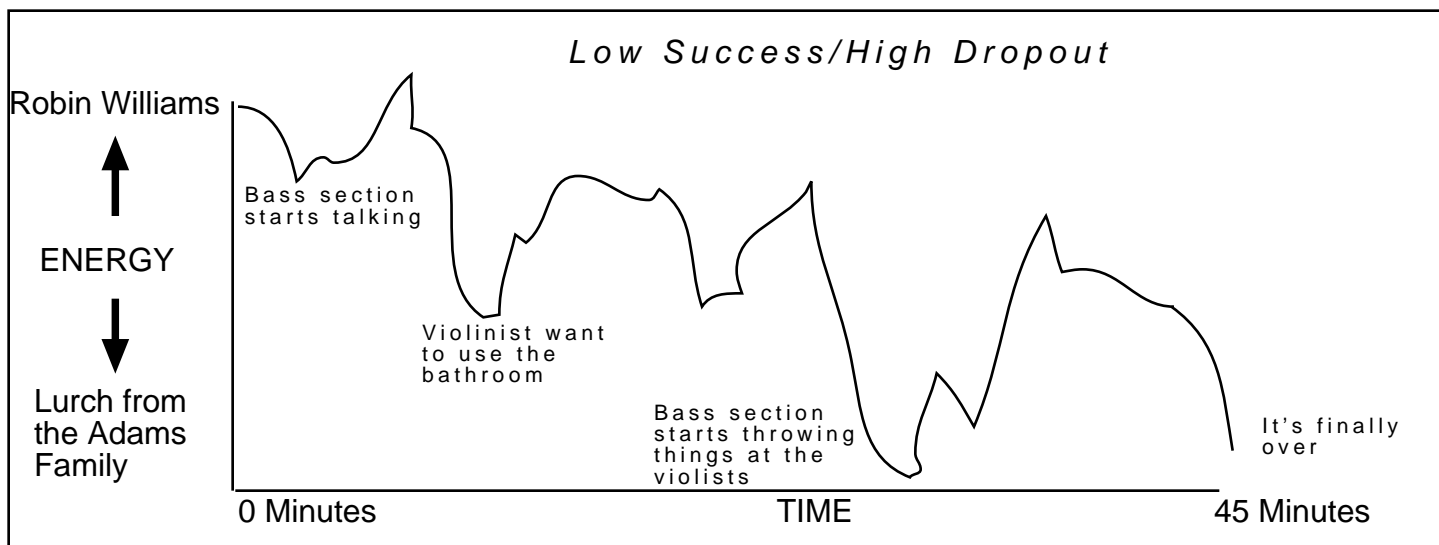
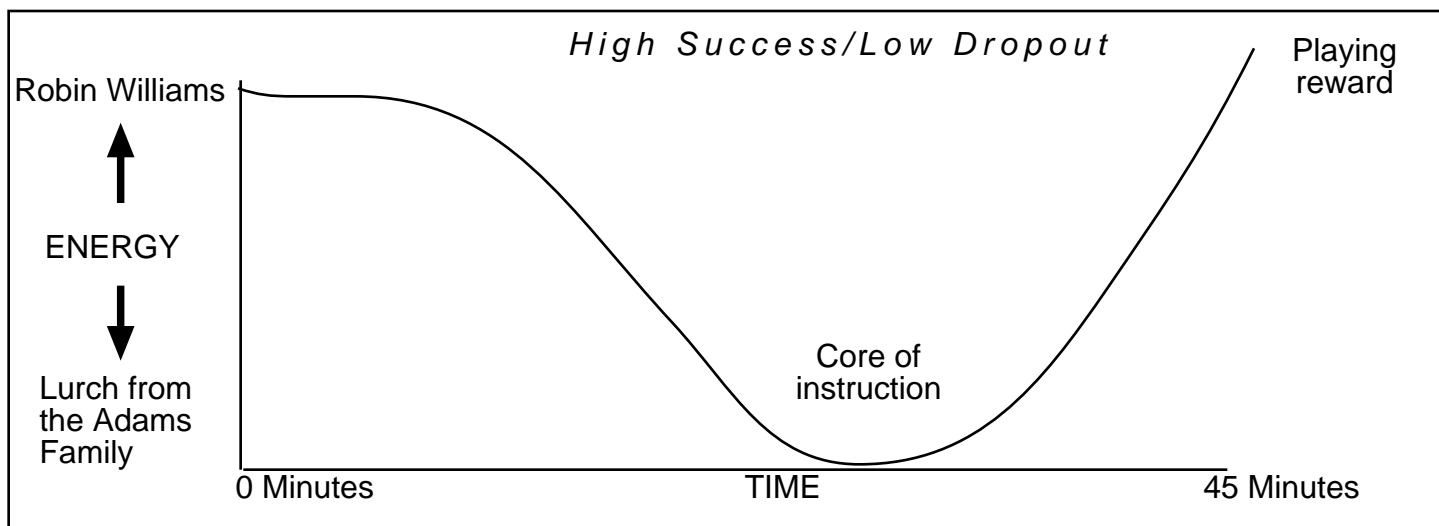
Bob Phillips-Alfred Publishing

## Principles of pacing

1. Pace = tempo
2. Teach to the leading edge
3. Keep the energy curve even
4. Start where they are
5. Finish as high as you can

## Management principles

1. Be consistent
2. Discipline problems occur when the pace is jagged.
3. Start with music
4. End with music
5. Delegate administrative tasks
6. Develop cooperative learning modes
7. Develop alternative strategies to rehearsal



[www.phillipsfiddlers.com](http://www.phillipsfiddlers.com)

## **Movement in the Orchestra**

- Level 1 - Coordinated Movements-Hand/Arm or Foot/Leg
- Level 2 - Alternated Movements
- Level 3 - Coordinated Double Movement Patterns
- Level 4 - Alternated Double Movement Patterns
- Level 5 - Combined Coordinated Arm and Leg Movement Patterns
- Level 6 - Combined Alternated Arm and Leg Movement Patterns
- Level 7 - Hand-Finger Patterns
- Level 8 - Coordinated Divided Beat Patterns
- Duple (Subdivision into two's)
- Triple (Subdivision into three's)
- Level 9 - Opposing Motion-Divided Beat Patterns (Duple)
- Level 10 - Unusual Meter Patterns

## American Circle Dance

- Heel, toe, heel, toe (left foot)-Skip to the Left, 2, 3, 4
- Heel, toe, heel, toe (left foot)-Skip to the Left, 2, 3, 4
- Right, right, right-Left, left, left-Both, both, both-Knees, knees, knees
- Right, right, right-Left, left, left-Both, both, both-Knees, knees, knees
- Turn (Dosey-Do)
- Inner Circle skip 4 people to the left)

From the book Movement to Music in Confined Spaces by James O. Froseth and Phyllis Weikart, G.I.A. Publications.